

# Quarzite Alaska



Rivestimento/Wall: Quarzite Alaska Murales®  
Pavimento/Floor: Quarzite Kaja 30x60 Easy




la purezza del bianco



Rivestimento/Wall: Quarzite Alaska Murales<sup>®</sup>  
Pavimento/Floor: Quarzite Kajal 30x60 Easy






# QUARZITE ALASKA

Listone

6/8/14x30~60	10/20/30x30~60	14x60
Easy	Easy Plus	Soft Luxury



# QUARZITE ALASKA

Pavimenti/Flooring

		30x30	30x60	40x80	60x90
Stone	Easy	Easy Plus	Classic	Soft	Luxury






# QUARZITE ALASKA

## Mignon

5x5    3x3    7x3  
 Easy    Easy Plus    Soft    Luxury



# QUARZITE ALASKA

## Murales®

3/4,5/6x30~60



# Quarzite Alaska

## PROPRIETÀ FISICO - CHIMICHE

Physical and chemical properties

### Composizione chimica Chemical composition

Quarzo, Calcite, illite mica

### Assorbimento acqua Water absorption

0,20 %

### Resistenza al gelo Frost resistance

OTTIMA *excellent*

### Durezza alla scala Mohs Hardness Mohs scale

4

### Resistenza allo scivolamento Slip resistance

OTTIMA *excellent*

### Variazione di tono Shade variation

V2



### Spessore nominale Nominal thickness

STONE: 9 ~ 14 mm    EASY: 12 mm    EASY PLUS: 12 mm    CLASSIC: 12 mm    SOFT: 12 mm    LUXURY: 12 mm

### Tolleranze di spessore Thickness tolerances

STONE: 3 ~ 5 mm    EASY: 2 ~ 3 mm    EASY PLUS: 2 ~ 3 mm    CLASSIC: 1 ~ 2 mm    SOFT: 2 mm    LUXURY: 2 mm

### Tolleranze dimensionali Size tolerances

STONE: 3 ~ 5 mm    EASY: 2 mm    EASY PLUS: 2 mm    CLASSIC: 1 mm    SOFT: 2 mm    LUXURY: 2 mm

## MODULI CLASSICI

Modulo	Dimensione	STONE	EASY	EASY PLUS	CLASSIC	SOFT	LUXURY
Quadrato <i>square</i>	25x25		•	•	•	•	•
	30x30	•	•	•	•	•	•
	40x40	•	•	•	•	•	•
Rettangolo <i>rectangular</i>	25x50		•	•	•	•	•
	30x60	•	•	•	•	•	•
Grandi Formati - spessore nominale <i>big sizes - nominal thickness</i>	15 ~ 18 mm		14 mm	14 mm	14 mm	14 mm	14 mm
	40x80	•	•	•	•	•	•
	60x60	•	•	•	•	•	•
	60x90	•	•	•	•	•	•

## COLLEZIONI

Murales	3/4,5/6X30-60	•					
	3X60	•					
Maxi Murales	6/8/14X30-60	•					
	10/20/30X30-60	•					
	14X60	•					
Listone	6/8/14X30-60		•	•		•	•
	10/20/30X30-60		•	•		•	•
	14X60		•	•		•	•
Mini Listone	3/4,5/6X30-60		•	•		•	•
	3X60		•	•		•	•
Bijoux (2 colori) <i>(2 colors)</i>	3X60		•	•			

STONE    EASY    EASY-PLUS    CLASSIC    SOFT    LUXURY

## COLLEZIONI

Multiformato		10/15/25/30/40x20-80					
Mignon		3x3		•	•		•
		5x5		•	•		•
		7x3		•	•		•
Dehor		20/30/40x20-80					
		30/45/60x30-120					
AD HOC							
Gradino <i>tread</i>		30x30					
		30x30					
Torello semplice <i>bullnose strip</i>		3x30x3					
Torello classico <i>bullnose strip</i>		3x30x4					
Battiscopa <i>skirting</i>		8x30		•	•	•	•
Battiscopa sagomato <i>skirting</i>		11x27		•	•	•	•
Piani e gradini <i>slabs and steps</i>							
Top con fori <i>top</i>							
Lavabo <i>sink</i>							
Piatto doccia							
VARIAZIONE DI TONO <small>Legenda</small> <i>STONE COLOUR VARIATION - Legend</i>		V1 Nessuna variazione cromatica <i>No colour change</i>					
		V2 Lieve variazione cromatica <i>Slight colour variation</i>					
		V3 Media variazione cromatica <i>Medium colour variation</i>					
		V4 Significativa variazione cromatica <i>Significant colour change</i>					